

## KEY PLAN



## LOCATION ADVANTAGES

### CONNECTIVITY:

THIRUMAZHISAI SATELLITE TOWNSHIP - 0.40 KMS  
 THIRUMAZHISAI JN - 0.60 KMS  
 POONAMALLEE BUS STAND - 4.5 KMS  
 POONAMALLEE METRO - 10 KMS  
 AIRPORT - 23 KMS

### SCHOOLS:

CHENNAI PUBLIC SCHOOL - 1.5 KMS  
 SHRI BUDDHA SCHOOL - 2 KMS  
 CAMBRIDGE NURSERY SCHOOL - 2.5 KMS

### HOSPITAL:

PANIMALAR MEDICAL COLLEGE AND RESEARCH - 4.3 KMS  
 BE WELL HOSPITALS - 4.5 KMS  
 SAVEETHA MEDICAL COLLEGE AND HOSPITAL - 9.7 KMS  
 APOLLO VANAGARAM - 12.5 KMS

### ATTRACTIONS AROUND:

SIVAN TEMPLE - 1 KM  
 EVP CINEMAS - 4.3 KMS  
 QUEENS LAND - 7.8 KMS  
 VR MALL - 16 KMS

## GRAND MAGNUM HOUSING PVT LTD

Door No: H-233-235, 2nd Floor, 2nd Avenue, Anna Nagar, Chennai - 600 040.

Call: 044 4631 5555

Follow us: Grand Magnum



WEBSITE



www.thehomeland.in

Member  
**CREDAI**

**GRAND  
 MAGNUM**

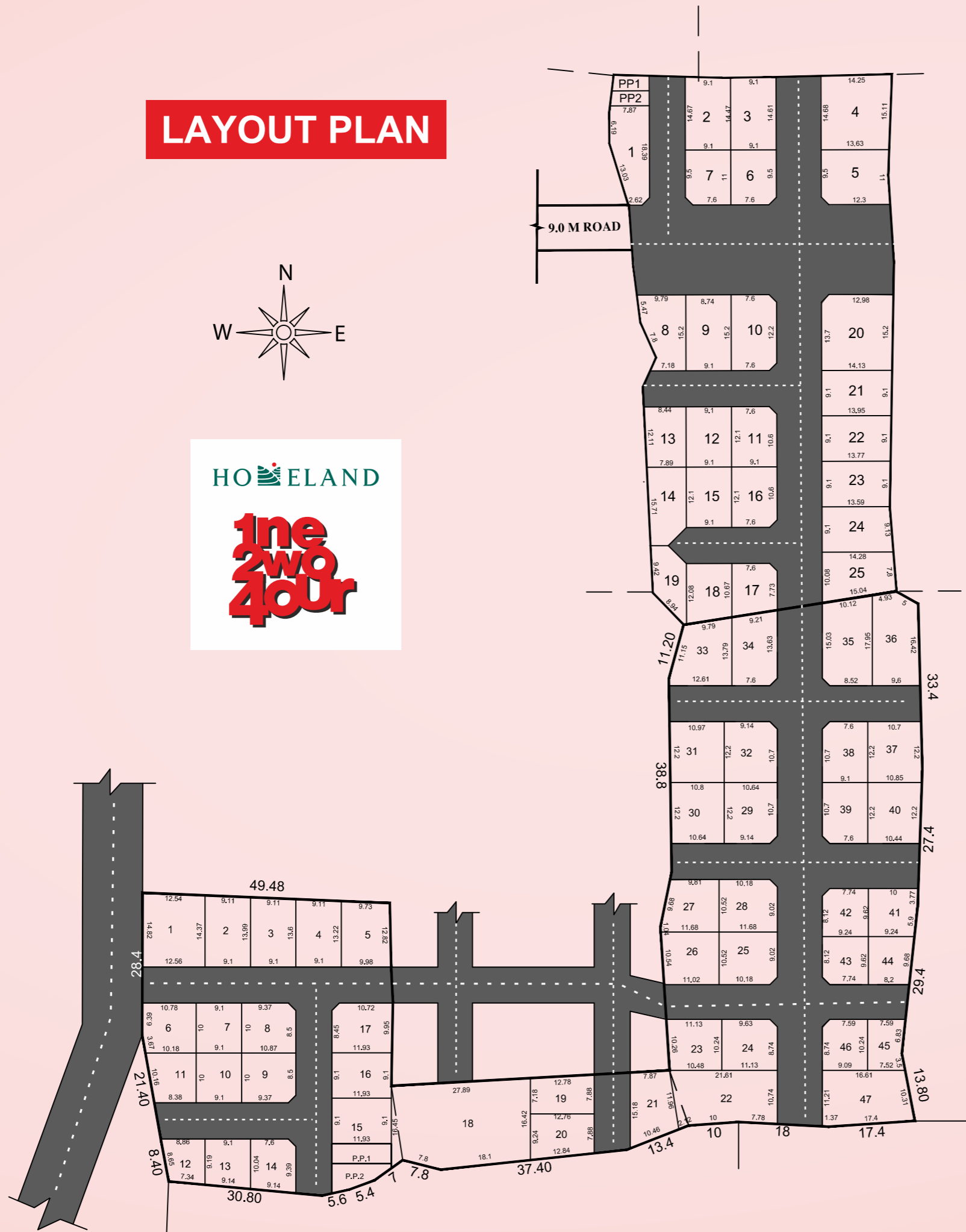
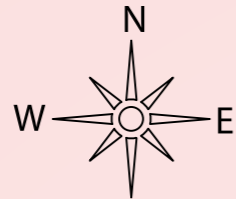
HOELAND

**The  
 Two  
 Four**

**THIRUMAZHISAI**

**UNBEATABLE LOCATION WITH  
 UNBEATABLE PRICE AND GROWTH**

# LAYOUT PLAN



PHASE 1	
Plot	Area in Sq. ft
1	1454
2	1427
3	1424
4	2235
5	1612
6	1065
7	1065
8	1319
9	1489
10	1477
11	1173
12	1185
13	1064
14	1219
15	1185
16	1185
17	820
18	1122
19	888
20	2323
21	1375
22	1358
23	1340
24	1367
25	1411

PHASE 2	
Plot	Area in Sq. ft
1	1849
2	1150
3	1132
4	1113
5	1224
6	1159
7	935
8	1209
9	1209
10	395
11	971
12	730
13	899
14	928
15	1350
16	1350
17	1419
18	4964
19	1371
20	1518
21	1201
22	2397
23	1225
24	1268
25	1383
26	1337
27	1241
28	1383
29	1296
30	1322
31	1352
32	1296
33	1347
34	1118
35	1430
36	1457
37	1332
38	1031
39	1031
40	1309
41	996
42	926
43	913
44	861
45	724
46	934
47	2031

Plots Ranging from  
660 sq.ft - 4964 sq.ft  
onwards




BLACK TOP ROADS



CCTV




STREET LIGHTS



RERA Approved



AVENUE TREES



GATED COMMUNITY WITH SECURITY